


MY ENGLISH WORLD

CLASS II

FREE



The State Council of Educational Research & Training (SCERT)
Telangana

Published by
THE GOVERNMENT OF TELANGANA
Department of School Education

Free distribution by T.S. Government

Free distribution by T.S. Government



About me...



1. My name is
2. My mother's name is
3. My father's name is
4. My school is
5. My class teacher is
6. I live at Mandal
7. My district
8. My date of birth month year
9. I am years old.
10. My friends are
11. I like colour.
12. I want to become



enfold CREATING SAFE SPACES
BEING SAFE
PERSONAL BODY SAFETY RULES
© enfoldindia.org | creative: efundu.guru

WE ARE ALL DIFFERENT. WE ARE ALL SPECIAL.
YAY!

FOOD KEEPS OUR BODY HEALTHY.
LADOO... MY FAVOURITE TREAT!

ACTIVITY KEEPS OUR BODY FIT.
COME ON... CATCH!

SOME TOUCHES FEEL SAFE.
WE TOUCH EACH OTHER WHEN WE TALK OR PLAY.

PERSONAL BODY SAFETY RULES
DO NOT TOUCH
DO NOT TOUCH
SAY NO! GO AWAY!! TELL!!!

WE DO NOT TOUCH OURSELVES IN THESE PARTS IN FRONT OF OTHERS.

Government of Telangana
Department of Women Development & Child Welfare - Childline Foundation

When abused in or out of school.

To save the children from dangers and problems.

When the children are denied school and compelled to work.

When the family members or relatives misbehave.

CHILD LINE
1098
NIGHT & DAY
24 HOUR NATIONAL HELPLINE

1098 (Ten...Nine...Eight) dial to free service facility.

IN ANY EMERGENCY
DIAL
100
TELANGANA POLICE
www.tspolice.gov.in
@ Telangana State Police

MY ENGLISH WORLD

class II

TEXTBOOK DEVELOPMENT & PUBLISHING COMMITTEE

- Chief Production Officer : **Smt.B. Seshu Kumari,**
Director, SCERT, Hyderabad.
- Chief Production Organiser : **Sri. B. Sudhakar,**
Director, Govt. Textbook Press, Hyderabad.
- Organising Incharge : **Dr. Nannuru Upender Reddy,**
Prof. & Head, Curriculum and Textbook Department,
SCERT, Hyderabad.
- Asst. Organising Incharge : **Sri. K. Yadagiri,**
Lecturer, C&T Dept., SCERT, Hyderabad.



Published by:
The Government of Telangana, Hyderabad



© **Government of Telangana, Hyderabad**

First Published 2012
New Impressions 2013, 2014, 2015, 2016,
2017, 2018, 2019, 2020, 2021

All rights reserved

No part of this publication may be reproduced, stored in a retrieval system, or transmitted, in any form or by any means without the prior permission in writing of the publisher, nor be otherwise circulated in any form of binding or cover other than that in which it is published and without a similar condition including this condition being imposed on the subsequent purchaser.

The copyright holder of this book is the Director of School Education, Hyderabad, Telangana.

This book has been printed on 70 G.S.M. Maplitho
Title Page 200 G.S.M. White Art Card

Free Distribution by T.S. Government 2021-22

Printed in India
at the Telangana Govt. Textbook Press,
Mint Compound, Hyderabad,
Telangana.

— 0 —

Preface

The State Council of Educational Research and Training has developed State Curriculum Framework - 2011 and Position Papers in tune with the National Curriculum Framework - 2005 and the Right to Education Act - 2009. Accordingly a new set of textbooks has been designed to be introduced in a phased manner. In the year 2012-13, the first of this series of textbooks has been developed for classes I, II, III, VI, and VII. Practising teachers have been involved in the production of the books along with the state level and national level experts.

Hitherto, English was introduced in Non-English Medium Schools in class III. The State Government introduced English for the first time in class I in 2011-12 in all Non-English Medium Schools. This year, i.e., 2012-13, English is being introduced in class II in all Non-English Medium Schools. With this, all the classes from I to X will have English as one of the subjects, irrespective of the medium of instruction. Therefore, in order to have parity among students of English and non-English medium a common English Textbook is introduced in all media from June - 2012. Moreover, since IT enabled learning, multilingualism, and language across the curriculum would greatly enhance the child's learning, it would not be a problem for the non-English medium child to learn English as effectively as the one in English medium does. This single textbook norm is already in practice in many states including Tamil Nadu, Bihar, and Kerala.

The primary Textbooks titled 'MY ENGLISH WORLD' are prepared basing on holistic approach of language learning. The language skills namely listening, speaking, reading, and writing are integrated in the larger context of the themes suggested in NCF - 2005. The activities are designed as per children's knowledge and experiences which ensure their active participation in Teaching Learning Process.

The main aim of teaching English is to help learners evolve themselves as independent users of English. I hope this textbook will help teachers and students achieve this by making the teaching-learning process effective.

Inclusion of Gender Sensitivity and Child Sexual Abuse in School Text Books published by School Education Department with support of UNICEF is taken up to ensure protection of children through various interventions like personal safety rules, gender sensitivity, child sexual abuse, self esteem and life skills. In these areas safety mechanisms and laws related to child protection are taken care of. Hence, the teachers must know about these things and bring awareness among all the stakeholders.

I thank all the institutions and experts at the state and national level, the members of the textbook production committee, the staff members of the SCERT and all others who have contributed directly or indirectly for the successful production of this textbook.

Any suggestions for the improvement of this book are welcome.

29-02-2012
Hyderabad.

Smt.B.Seshu Kumari,
Director, SCERT.

Textbook Development Committee

Members

- Smt K. Mohanambal**, SGT, MPPS, Kuppam , Chittoor.
Smt V. Rajitha, SGT, MPPS, Bakka Thanda, Bikanoor, Nizamabad Dt.
Sri Patan. F. Khan, S.A., ZPHS, Gundlapally, Nalgonda Dt.
Sri C.M.V. Chandra Kumar, SA, ZPHS, Chinna Cherukuru, Nellore Dt.
Sri Khanderao Ramesh Rao, SA, GHS, Huzurabad, Karimnagar Dist.
Sri K. Bala Murali, Officer-in-charge, ELTC, DIET, Khammam.
Smt K. Lavanya, Tutor ELTC, DIET, Hyderabad Dist.
Sri G.G.S. Nageswara Rao, Lecturer, DIET, Vijayanagaram.

Academic Coordinator

Sri Khanderao Ramesh Rao, SA, GHS, Huzurabad, Karimnagar Dist.

Chief Coordinator

Dr. P. Jani Reddy, Lecturer, DIET, Vikarabad, R.R. Dist.

Academic Advisors

- Dr. Jayasheelan**, Rtd. Professor, E.F.L.U., Hyderabad.
Dr. D. Kanakadurga, Rtd. Professor, Osmania University, Hyderabad.
Smt Adithi Majumder, Faculty Assistant, Vidya Bhawan Education Resource Centre, Udaipur.

Editors

- Dr. A.L.Khanna**, ELT Consultant, Formerly Assoc. Professor, University of Delhi.
Dr. K. N. Anandan, Linguist, ELT Expert, Kerala.

Chief Editor

Dr. Rama Kant Agnihotri, Rtd. Professor, University of Delhi.

Illustrators

- Sri Kurella Srinivas**, SA, ZPHS, Pochampally, Nalgonda Dist.
Sri B. Kishore Kumar, SGT, UPS, Alwala, Anmula Mandal, Nalgonda Dist.

CONTENTS



Unit - 1 1-13

AT
THE ZOO

JUNE



Unit - 5 50-60

RAIN...
RAIN...

OCT-NOV



Unit - 2 14-24

WHERE ARE YOU
SWEETY?

JULY



Unit - 6 61-72

HERE IS
YOUR COIN!

NOV-DEC



Unit - 3 25-36

A VISIT TO
UNCLE'S HOUSE

AUGUST



Unit - 7 73-84

WHAT'S MY
NAME?

JANUARY



Unit - 4 37-49

SNOOPY COMES
TO SCHOOL

SEPTEMBER



Unit - 8 85-97

TOGETHER
WE PULL

FEBRUARY

Appendixes

Appendix - I Texts for Listening
Appendix - II About the Textbook

98-100
101-102

March : Revision

OUR NATIONAL ANTHEM

- Rabindranath Tagore

Jana-gana-mana-adhinayaka, jaya he
Bharata-bhagya-vidhata.
Punjab-Sindh-Gujarat-Maratha
Dravida-Utkala-Banga
Vindhya-Himachala-Yamuna-Ganga
Uchchala-Jaladhi-taranga.
Tava shubha name jage,
Tava shubha asisa mage,
Gahe tava jaya gatha,
Jana-gana-mangala-dayaka jaya he
Bharata-bhagya-vidhata.
Jaya he, jaya he, jaya he,
Jaya jaya jaya, jaya he!

PLEDGE

- *Pydimarri Venkata Subba Rao*

“India is my country. All Indians are my brothers and sisters.
I love my country, and I am proud of its rich and varied heritage.
I shall always strive to be worthy of it.
I shall give my parents, teachers and all elders respect,
and treat everyone with courtesy. I shall be kind to animals
To my country and my people, I pledge my devotion.
In their well-being and prosperity alone lies my happiness.”

UNIT - 1

AT THE ZOO

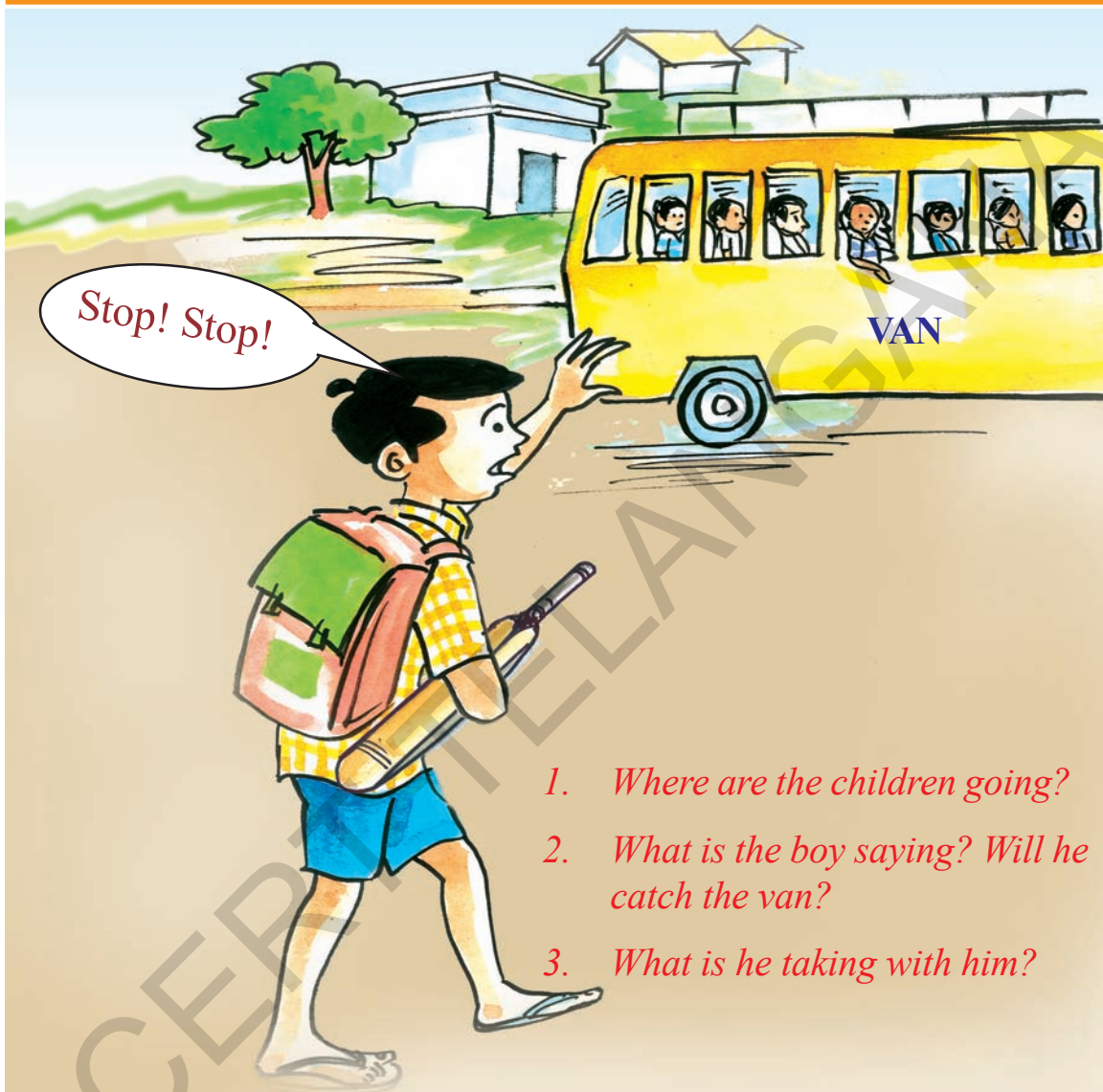
I. Look at the picture and answer the questions given below.



1. Why are the children looking happy?
2. What animals do you see in the picture?



III.A. Look at the picture and answer the questions given below.



1. Where are the children going?
2. What is the boy saying? Will he catch the van?
3. What is he taking with him?

B. Your teacher will tell you about the boy. Listen carefully and answer the following questions.

(Note : Listening text is in Appendix-1)

1. Why did Abhi get up early?
2. Who is Sweety?
3. Why did Abhi not take Sweety with him?



III. Read the following.

A.

Abhi goes to Zoo

The van was moving.

“Stop! Stop! Saleem uncle, please stop!” shouted Abhi.

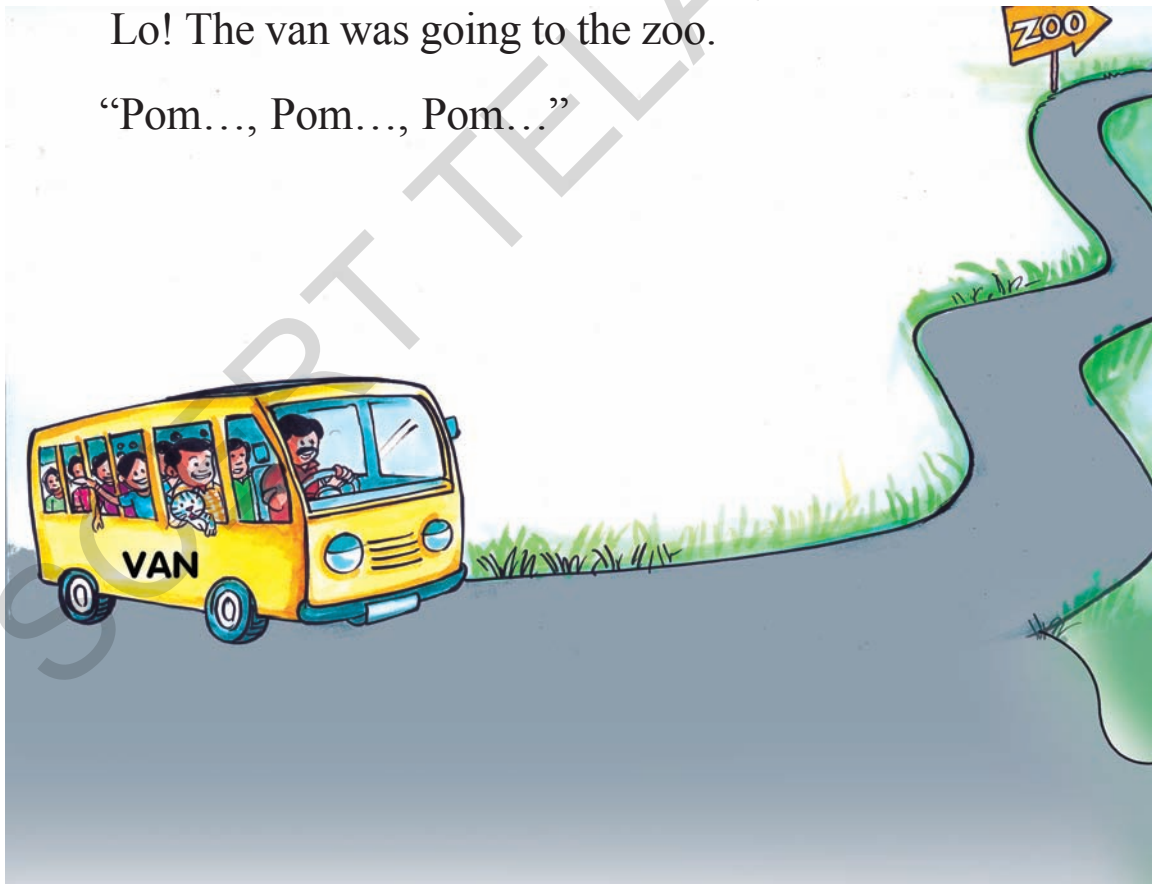
“Stop! Stop! Abhi is coming,” shouted the children.

Saleem, the van driver, stopped the van.

Abhi got into the van.


Lo! The van was going to the zoo.

“Pom..., Pom..., Pom...”




B. *Look at the picture and read the words.*

Abhi and his classmates are now at the zoo.



1. What do you see in the picture?
2. What are the children doing?

3. What is the natural home of wild animals?
4. What kind of things do animals need to be happy?



IV. Do the following.

A. Identify and circle the following in the picture of the 'ZOO'.



tiger	camel
monkey	kangaroo
jug	lion
xerox	parrot

B. Look at the picture of the 'ZOO' and write the names of animals, birds and things in the table given below. Some are done for you.

A	animal	N	nest
B		O	
C		P	
D		Q	
E		R	
F	fruit	S	
G		T	
H		U	
I		V	
J		W	
K		X	
L		Y	yoyo
M		Z	



C. Sing and dance.

Dancing time

ABCD dancing time

EFGH hopping time


IJKL learning time

MNOP playing time

QRST story time

UVW writing time

XYZ is jolly time.



D. Join the dots from A to Z. Colour the picture and write the letters from A to Z in capitals and small letters in the tables given below.




A														
													Z	

a														
													z	



E. Read the names of the animals given below.








Find the names of the animals that are not given in the picture. Write them in the box given below.

1.	
2.	
3.	
4.	
5.	









F. Write the names of animals and birds in the boxes and colour them. One is done for you.

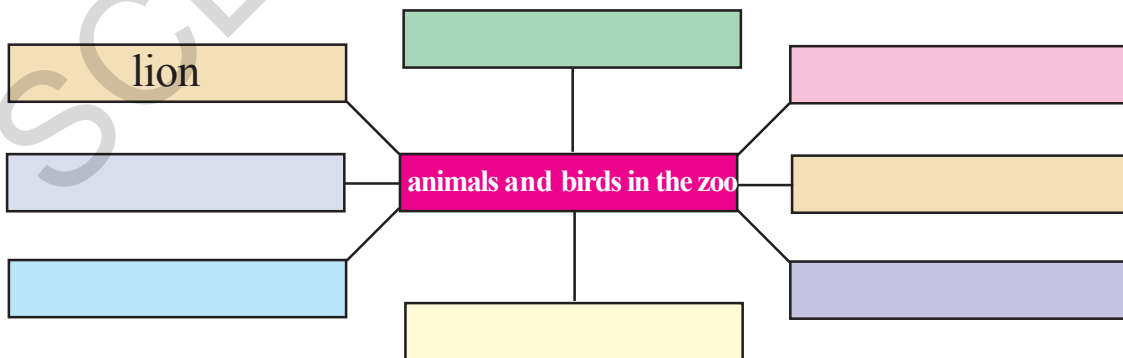
1. ANIMALS



2. BIRDS


duck	crow	eagle	hen	parrot	owl
<div style="display: flex; justify-content: space-between;"> E e </div>  <p>eagle</p>					
					

G We see different animals and birds in the zoo. Can you write their names? One is done for you.



V. *Sing, dance and add lines.*

Just like this...



The monkeys are jumping
Just like this, just like this.

The peacocks are dancing
Just like this, just like this.

The elephants are stamping
Just like this, just like this.

Add more lines to the song.

The frogs are _____ (hopping)


_____, _____

The birds are _____

_____, _____


The _____

_____, _____



VI. *Story time.***A mouse and a snake**

Look at the picture story. Tell the story to your friends in the group and present it before the class.



UNIT - 2

WHERE ARE YOU, SWEETY?


I. Look at the picture and answer the questions given below.



1. What do you see in the picture?
2. Why is the kitten running?
3. Why are the boy and the girl running after the kitten?



II.A. Look at the picture and answer the questions given below.



1. What is Abhi asking his grandfather?
2. What is his grandfather saying?
3. What is Meena asking her mother?
4. What is her mother saying?

B. Your teacher will tell you about 'Sweety'. Listen carefully and answer the following questions.

(Note : Listening text is in Appendix-1)

1. Who is Sweety?
2. Where did Sweety go?
3. What will Abhi and Meena do now?



III. Read the following.**Where are you, Sweety?**

Abhi and Meena are looking for the kitten, Sweety.




Meena is looking on the cupboard.

Abhi is looking under the cot.



Now they are looking for Sweety in the garden.



Suddenly they hear, “**Meow meow.**”

Meena says “Abhi, look! Sweety is in the tree.”

Abhi and Meena run to their father, Mohan.

Abhi requests his father, “Daddy, Please bring her down.”

Mohan climbs the tree. He brings Sweety down. She runs to Abhi with joy.

Abhi and Meena say, “Thank you, daddy.”



IV. Do the following.

A. Tick (✓) the correct answer in each of the following.

1. What is the name of the boy in the story?


Mohan () Shekar () Abhi ()

2. Who is Abhi's sister?

Meena () Rani () Latha ()

3. Where was the kitten?

in the tree () in the chair () under the table ()



B. Tick (✓) the boxes where Abhi and Meena looked for Sweety.

cot	<input type="checkbox"/>	bag	<input type="checkbox"/>	table	<input type="checkbox"/>
chair	<input type="checkbox"/>	cupboard	<input type="checkbox"/>	tree	<input type="checkbox"/>

C. Answer the following questions.

1. What is the name of Abhi's pet?

2. Do you have a pet? What is its name?

3. Abhi's pet is a kitten. What is your pet?

4. "Abhi, look! Sweety is in the tree." Who said this ?

5. Why do you think Sweety didn't jump down from the tree?



D1. Sweety is in a tree. It is a magic tree. It gives any fruit you want. Draw your favourite fruit on the tree and colour it.




2. Write the names of other fruits that you may love to have.



E. Look at these animals. Find their names in the grid and circle them. One is done for you.




s	c	a	b	c	g
h	a	c	o	w	o
e	t	d	o	g	a
e	d	p	i	g	t
p	h	o	r	s	e
d	o	n	k	e	y



F. Have fun with colours.

1. Look at the pictures of mothers and their babies. Name them. Choose the names of the babies from the box. Colour the mother and her baby with the same colour:



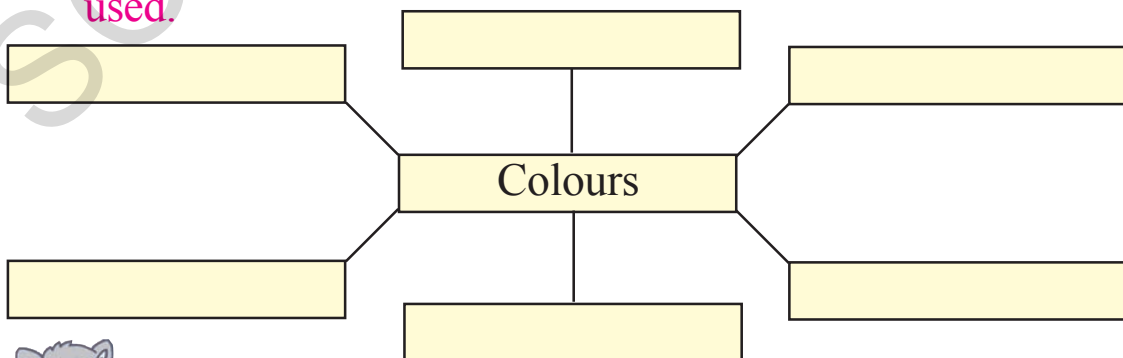
kitten, duckling, calf, puppy, chick





2. Look at Abhi's dress.
Do you like it?
Oh! It has no colours.



Colour the dress. Write the names of the colours you have used.



3. Given below are the steps to draw a cat. Follow the steps and draw a cat.



Name the above cat and write about it.



V. Sing, dance and add lines.

My little Sweety

My little Sweety
 Black little Sweety
 Jumping here, jumping there
 Jumping here and there.



Add lines to the song.



My little Ducky
 White
 Dancing, there.

..... (puppy)
 (brown)
 (playing)



UNIT - 3

A VISIT TO UNCLE'S HOUSE

I. Look at the picture and answer the questions given below.



1. What do you see in the picture?
2. Where does the bus go?
3. Where are the boy and his father going?
4. How can we keep ourselves safe in crowded places?



II.A. Look at the picture and answer the question given below.



B. Your teacher will tell you about the boy and his visit to his uncle's house. Listen carefully and answer the following questions. (Note : Listening text is in Appendix-1)

1. Why is Siddu going to Hyderabad?
2. Should Siddu tell his teacher that he is not coming to school? Why?



III. Read the following.

A visit to uncle's house

Siddu is excited.
He is going to his uncle's house
with his father.
They are going to the bus stand in
a cart.



Now, they are in a bus.

Why do you think Siddu is excited?



Whoo...

... sh ... sh ... sh !

Suddenly, the tyre bursts.

The bus stops.

Siddu is sad.



What sound did the tyre produce?

What made Siddu sad?

What will Siddu and his father do now?

People come out of the bus.


Siddu : How shall we go to Hyderabad, Nanna?

Siddu's father : Wait and see.

Siddu is impatient.

They see a jeep coming. It stops in front of them. Siddu and his father get into it.

“Dr... Dru...rrrr...”



But it does not start. Siddu and his father get down. Siddu is upset. They see a bus coming. It stops in front of them. They get into it. It moves. Siddu is relieved.

Soon Siddu sees tall buildings, busy shops, many buses and autos. Siddu is nervous.



Siddu : Is this Hyderabad, Nanna?

Father : Yes, Siddu.


Soon the bus stops. Passengers start getting out of the bus.



Siddu : Nanna, how far is my uncle's house?

Father : Not very far.

They walk a few steps to reach his uncle's house. Uncle and aunt greet them and take them inside. There are puppies in a corner. Siddu runs to them and starts playing with them. Siddu is very happy.



IV. *Do the following.*

A. Answer the following questions.

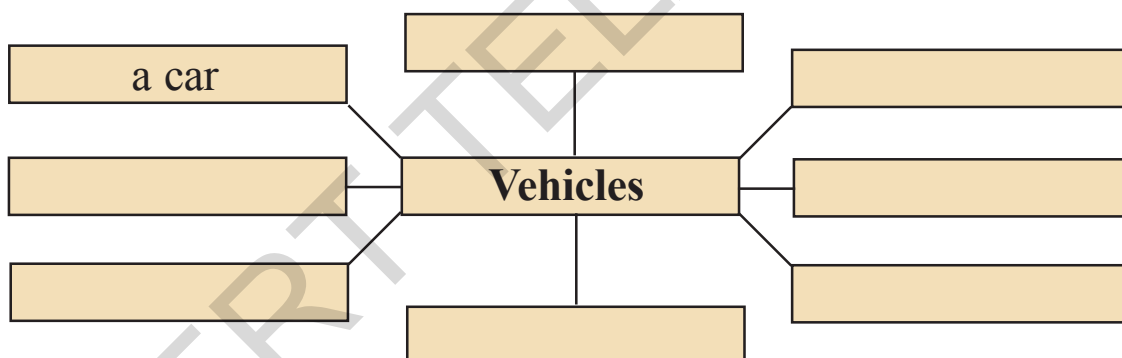
1. How did Siddu and his father reach the bus stop?
2. Why did the bus stop suddenly?
3. Was Siddu happy at his uncle's house? Why?
4. What feelings did Siddu have during his journey?
5. Name some feelings that you have felt and why?



B. Fill in each blank with the right answer from the bracket.

1. Siddu and his father reached the bus stand in _____ . (a cart/an auto)
2. The passengers were getting into the _____ .
(bus/van)
3. Siddu was _____ to play with the puppies.
(happy/sad)


C. Siddu and his father are standing on the road. They see many vehicles on the road. Name them. One is done for you.



D. Name the vehicles which Siddu travelled by to reach his uncle's house.




E. Look at the vehicles in the picture and write the names of the places (air, water and road) where you generally see them.



S. No.	Name of the vehicle	Travels in air/on water/ on road
1.	boat	travels on water

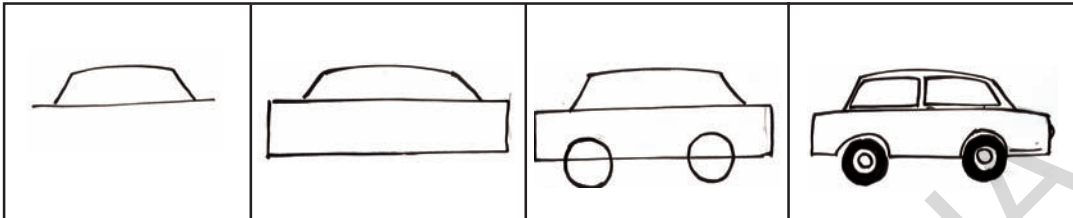
F1. Draw the missing parts of the bus and colour the bus.



Talk to your friends about the bus.



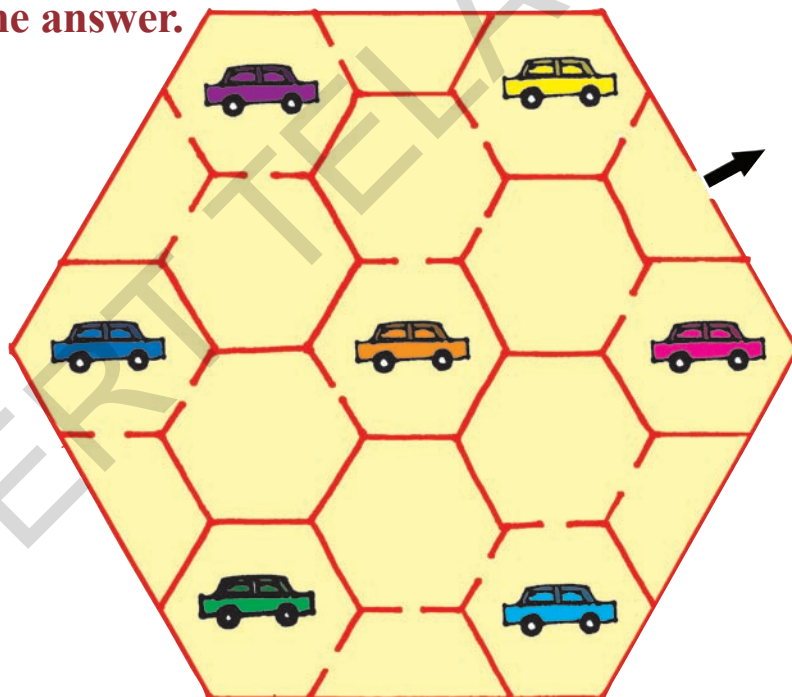
2. Draw a car with the help of the steps given below.
Colour your car and name it.



This is my _____

Talk to your friends about your car.

- G Look at the picture and find out how many cars can manage to come out from the maze. Draw lines to find out the answer.



Now answer the following questions.

1. How many cars are there in the maze?
2. How many cars can come out?
3. Which car comes out last?



V. Sing , dance and add lines.


All day long...

The wheels on the bus go round and round,
Round and round, the wheels on the bus.

The wheels on the bus go round and round,
Round and round all day long.

The engine on the train goes chuk, chuk, chuk,
Chuk, chuk, chuk, the engine on the train.

The engine on the train goes chuk, chuk, chuk,
Chuk, chuk, chuk all day long.



Now add lines...


The horn on the car goes peep, peep, peep,


_____.

_____ all day long.

The bell on the bicycle goes tring, tring, tring,

_____ all day long.




Talk about the pictures

UNIT - 4

SNOOPY COMES TO SCHOOL

I. Look at the picture and answer the questions given below.



1. Where is the boy going?
2. Why is the puppy following him?



II.A. *Look at the picture and answer the questions given below.*



1. *Where is the boy going?*
2. *What is he saying to his mother?*
3. *Why is the puppy barking?*

B. *Your teacher will tell you about Snoopy and Siddu. Listen carefully and answer the following.*

(Note : Listening text is in Appendix-1)

1. *Why did Siddu's mother tie Snoopy?*
2. *Was Snoopy happy? Why did he bark?*
3. *Where was Snoopy going?*
4. *Did he meet Siddu?*



III. Read the following.

Snoopy comes to school

Snoopy comes to school. He wants to see Siddu.

Snoopy goes to the headmaster's room. Siddu is not there.



Snoopy goes to class-V. Siddu is not there too.

Snoopy goes to class-IV. Siddu is not there even.





Snoopy goes to class-III. He does not find Siddu there also. Snoopy looks sad.

Snoopy goes to class-II. He finds Siddu sitting there. Snoopy is happy.



He goes to Siddu and sits beside him. The children laugh. Siddu says, “Friends, he is my pet, Snoopy. I love him very much. Siddu’s friends give some biscuits to Snoopy.



IV. Do the following.



A. Answer the following questions.

1. Which room does Snoopy go first?
2. Was Siddu happy to see Snoopy at school?
3. What will you do if your pet follows you to school?
4. Imagine what happened later in the story?

B. Choose the correct answer from the box. One has been done for you.

1. Why do the children in sidddhu's class laugh?

Ans. Snoopy sits near Siddu.

- ◆ Snoopy sits near Siddu.
- ◆ Snoopy is at school.

2. Why does Snoopy go to school?
Ans. _____

- ◆ To see Siddu.
- ◆ To see the headmaster.

3. Why is Snoopy sad?

Ans. Because _____

- ◆ he does not see Siddu.
- ◆ the children laughed.

4. Where does Snoopy sit in the class?

Ans. _____

- ◆ Beside Siddu.
- ◆ Beside headmaster.



C. Correct the following and write them.

1. Children gave chocolates to Snoopy.

2. Snoopy saw Siddu and felt very sad.

3. Siddu was in the headmaster's room.



D. Siddu is packing his school bag to go to school. Circle the things which he keeps in his bag and write their names.

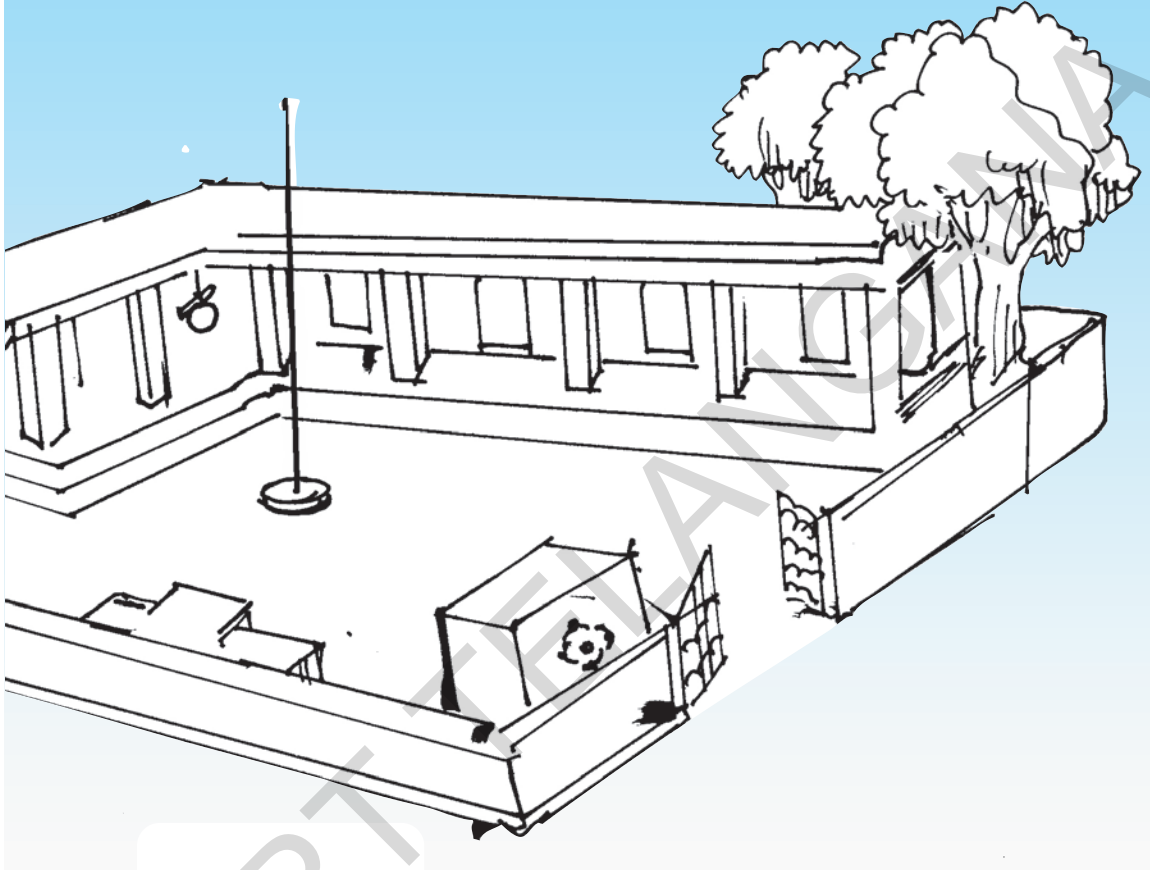


_____	_____	_____
_____	_____	_____



E. Draw and colour.

This is Siddu's school. Look at it.

**Do these.**

- Colour the school building. (blue)
- Colour the bell. (yellow)
- Colour the trees. (green)
- Draw a flag on the flag post and colour it.



F. Fill in the blanks about your school.

My School

My school is _____.

It has _____ classrooms.

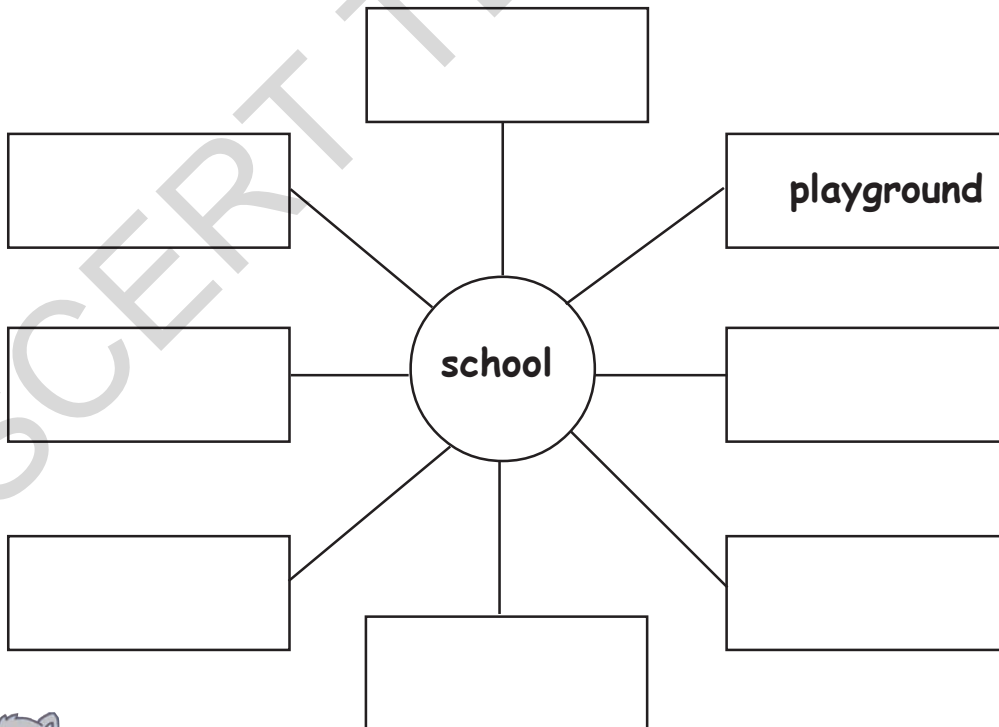
There are _____ teachers.

_____ is my class teacher.


_____, _____ and _____ are my friends.

G. Snoopy wants to see the places in the school. Can you help him?

Write the names of places that you see in the school.



H. Snoopy and Sweety are playing in the garden. There is a parrot sitting on a branch of the tree. Let's read what they are talking .



Work in pairs.

Ask questions with 'Can you?' Use the words from the box. Your partner will reply by saying either "Yes, I can." or "No, I can't."

swim	dance	laugh
paint	sing	ride a bicycle

Tick the correct answer as given by your partner.

You : Can you dance?

Your partner : Yes, I can () / No, I can't ()



You : Can you swim?

Your partner : Yes, I can () / No, I can't ()

You : Can you ride a bicycle?

Your partner : Yes, I can () / No, I can't ()

I. Snoopy eats biscuits. He also eats and drinks many other things. Write them.

1. _____
2. _____
3. _____
4. _____
5. _____
6. _____



We are all unique and special.

There are some things we are good at and some that we are not. But we can learn if we try hard and practice.

We can help our brain and body to develop by eating healthy food, playing outside, learning new skills and watching less TV.

Sing This Song

I am special.....

I am special.....

So are you.....

So are you.....

He is very special.....

She is very special.....

I'm special too.....

I'm special too.....




J. When Snoopy came to Siddu's class, his friends laughed. How would you feel if your friend's pet comes to school. Tick (✓) the correct expression.




happy ()




sad ()



fear ()



surprised ()



angry ()



V. Sing , dance and add lines.

Come, little children...



Come little children, come to me;
I will make you jump with joy.
This is the place to talk and clap;
This is the place to sing and dance.

Add lines...

Come, little children, _____ ;

_____ .

_____ ;(paint and draw)

_____ .(read and write)

_____ ;

_____ .

_____ ;(rhyme and mime)


_____ .(learn and do)



VI. Story time.

A mistake

Rahim got ready to go to school. His sister Razia was not ready. "Didi, why aren't you ready yet? It's already 8-30 a.m." Razia laughed. Rahim said "Why are you laughing, Didi?"



Mother, father, grandmother and grandfather laughed.

"Why are you all laughing"? shouted Rahim.

They said, "Don't you know today is Sunday! Haha...ha...ha.!"



UNIT - 5

RAIN... RAIN...

I. Look at the picture and answer the question given below.



What do you see in the picture?



II.A. Look at the picture and answer the questions given below.



1. What do you see in the picture?
2. What will the boy do now?

B. Your teacher will tell you what happened on a rainy day. Listen carefully and answer the following.

(Note : Listening text is in Appendix-1)

1. Why did Abhi jump from the bed ?
2. What did Abhi's mother say?
3. What do you like to do when it rains?



III. Read the following.***Rain... Rain...***

It's raining.


It is raining on the houses, roads and hills.

There is rain on the flowers, fruits and leaves.

It is raining on the green grass.

1. *Where is it raining?*
2. *It's raining and you want to go out. How will you go?*

There are water droplets on the green grass and they are shining.





Abhi and Siddu are floating paper boats. Some children are jumping. Sweety and Snoopy are also playing with the children. Children are splashing water on each other. They are happy playing in the rain.

1. *What are the boys floating?*
2. *What other things are the children doing?*
3. *Who else are playing with the children?*
4. *Do you like playing in the rain?*
5. *How do you enjoy in the rain?*

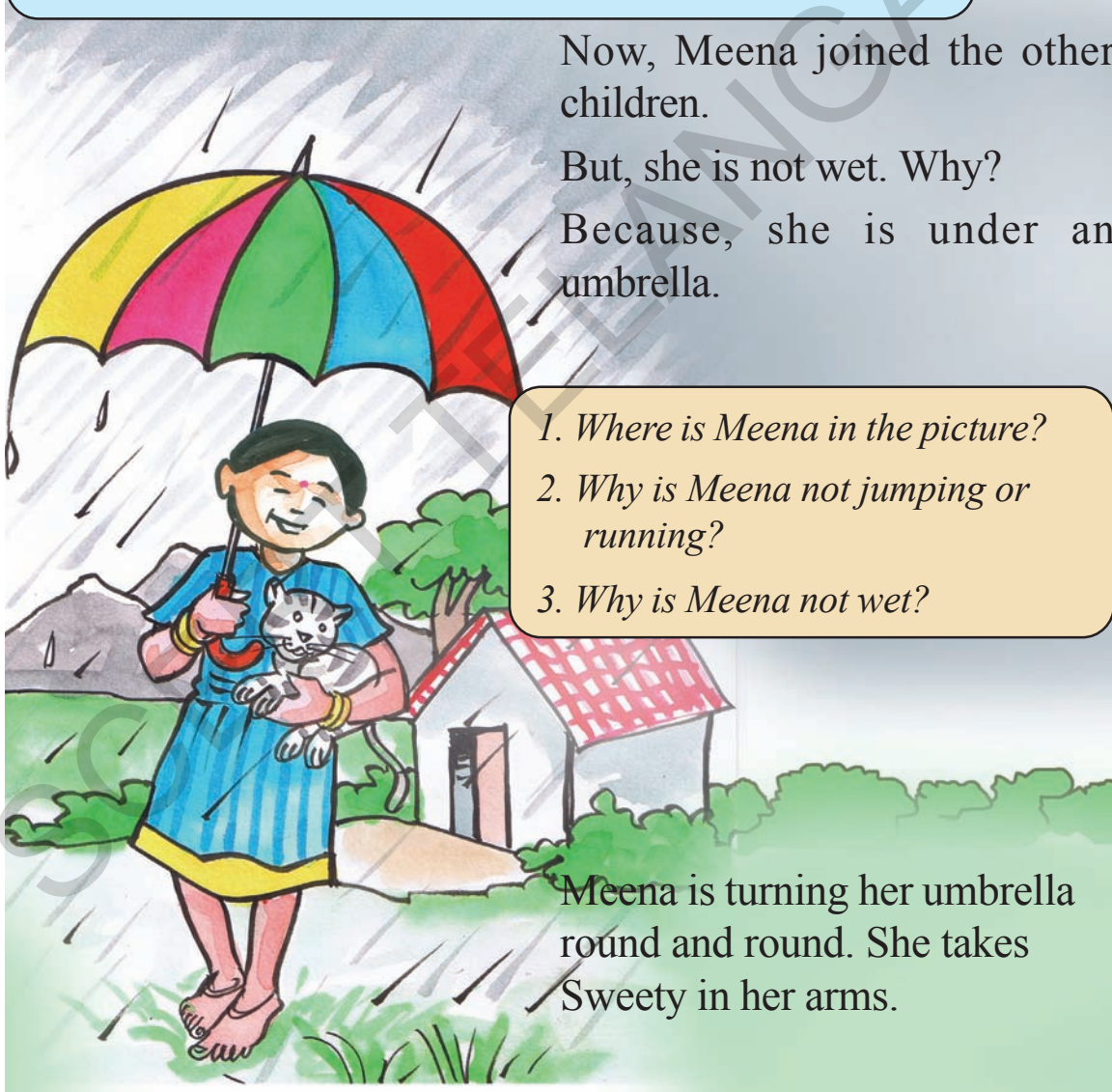


Meena is standing in the verandah. She is looking at the children. She too wants to play in the rain.

“I also want to play, Amma, hautch! hautch! ...,” Meena asks her mother. But her mother says, “Don’t go out in the rain. You are sneezing.”

Meena wants to play. She gets an idea.

1. *Why does mother not allow Meena to go out in the rain?*
2. *What idea, do you think, Meena gets?*



Now, Meena joined the other children.

But, she is not wet. Why?

Because, she is under an umbrella.

1. *Where is Meena in the picture?*
2. *Why is Meena not jumping or running?*
3. *Why is Meena not wet?*

Meena is turning her umbrella round and round. She takes Sweety in her arms.



IV. Do the following.

A. Fill in the blanks. Choose the right word from the brackets.

1. The road is full of _____ (water/vehicles).
2. There are water droplets on _____ (grass/fruits).
3. Meena is in the _____ (verandah/kitchen).
4. Children are _____ (happy/sad).
5. Abhi and Siddu are playing with _____ (paper boats/toy train).

B. Answer the following questions.

1. Why are the children happy?

Ans. _____ .

2. How does Meena not get wet?

Ans. _____ .

3. What things do you use to protect yourself from rain?

Ans. _____ .

I am the boss of my body.
I can take care of my body.
I respect all parts of my body.



**C. What are the children doing in the picture given below?
Do you like it? Why?**



D. Talk to your friends and find out how many of them did the following. Put a tick (✓) mark.

Did they	Names of your friends		
	1	2	3
get wet in the rain?			
make paper boats?			
touch a frog?			
make kites?			
fly kites?			
splash rain water?			
jump in the rain water?			

E. One day Meena left her umbrella at school. While going home in the evening it started raining. She walked in the rain and reached home in wet clothes.



Sit in groups and complete the conversation between Meena and her mother. Role play it.

Mother: Where is _____?

Meena: At _____.

Mother: Why did you leave it there?

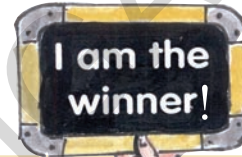
Meena: There was no _____ when I started.

Mother: _____.

Meena: _____.

F. I am the winner!

- Write any six words from the list given in the circle. Put only one word in one box.
- Your teacher will read out any six words one by one. Listen and put a cross (x) if the word she/he calls out is in the box.
- The one who crosses out all the words first says, "I am the winner."



Words:

rain, umbrella, boat,
jump, window, mother,
catch, children, grass,
water, road.



G. Letters with numbers are given in the box. Pick up the letter under each number and replace the numbers by writing it in the blanks and read. One is done for you.

Meena is _____ in the water.
16 12 1 25 9 14 7

Meena is **playing** in the water.

1. Mother is making _____
19 23 5 5 20 19

2. We need an _____ in rain.
21 13 2 18 5 12 12 1

3. Abhi likes to wear a _____
18 1 9 14 3 15 1 20

a	b	c	d	e	f	g	h	i	J	k	l	m
1	2	3	4	5	6	7	8	9	10	11	12	13

n	o	p	q	r	s	t	u	v	w	x	y	z
14	15	16	17	18	19	20	21	22	23	24	25	26



H. Project work

Draw pictures of two things that we use in rainy season.
Colour them. Talk about them.



V. Sing , dance and add lines

Rain on the green grass...

Rain on the green grass,
Rain on the house top,
Rain on the hill,
Rain on the tree,
Rain on everything,
But not upon me.



Add lines. ...

Rain on _____



UNIT -6

HERE IS YOUR COIN!

I. Look at the picture and answer the questions given below.



1. Where are the children playing?
2. What are they playing?
3. Who will catch the ball?



III.A. Look at the picture and answer the questions given below.



1. What are the children doing?
2. What games are they playing?

B. Your teacher will sing a song, “Here we play...”

Listen to it and answer the questions.

(Note : Listening text is in Appendix-1)

1. What games do you play with your friends?
2. Do you like to play inside the house or outside? Give reasons.



III. Read the following.

Here is your coin!

Abhi, Meena and Siddu are playing cricket with their friends.

Abhi and Rahim are batting.

Meena, David and Teja are fielding.

Manu, Mary, Sweety and Snoopy are watching them.

Siddu is the bowler.

Siddu bowled to Abhi. **“Tup!!!”**



1. What is the sound?
2. Where is the ball now?
3. Who do you think will try to catch/stop the ball?



Abhi hit the ball.

"Nice shot!"


shouted Manu.

Teja ran after the ball.

"Throw the ball, Teja, quick!" shouted Siddu.

Teja did not throw the ball, instead,

he picked up something from the ground.



1. Why did Siddu ask Teja to throw the ball?
2. Why did Teja not throw the ball?
3. What do you think Teja picked up from the ground?

Abhi, Siddu, Meena and Rahim ran to Teja.

Abhi : What did you pick up, Teja?

Teja : A five-rupee coin.

Meena : We can buy some chocolates.

1. What did Teja pick up?
2. Whose coin was it?
3. If you see a five-rupee coin in your classroom, what will you do?





Teja : No, it's mine. I've found it.

Siddu : No, Teja. It belongs to somebody else.

Abhi : You are right, Siddu.

Meena : Look there. Manu is crying.

1. Why didn't Teja want to give the coin?
2. Why is Manu crying?
3. Why is it not correct to take somebody else's coin?

Abhi : Why are you crying, Manu?

Manu : Grandfather gave me a five-rupee coin and I lost it.

Teja : Don't cry. I found your coin.

Here it is.

Manu : Thank you Teja,

They started playing cricket again.



IV. Do the following.



A.1. Choose the correct answer.

1. Who ran after the ball?

- 1) Abhi 2) Manu 3) Teja

2. Who shouted at Teja to throw the ball quickly?

- 1) Rahim 2) Siddu 3) Abhi 4) Mary

3. What did Teja pick up?

- 1) a 5 rupee coin 2) a ball
3) Sweety 4) a chocolate

A.2. Answer the following questions.

1. Why was Manu crying?

Ans. _____.

2. Why did Manu thank his friends?

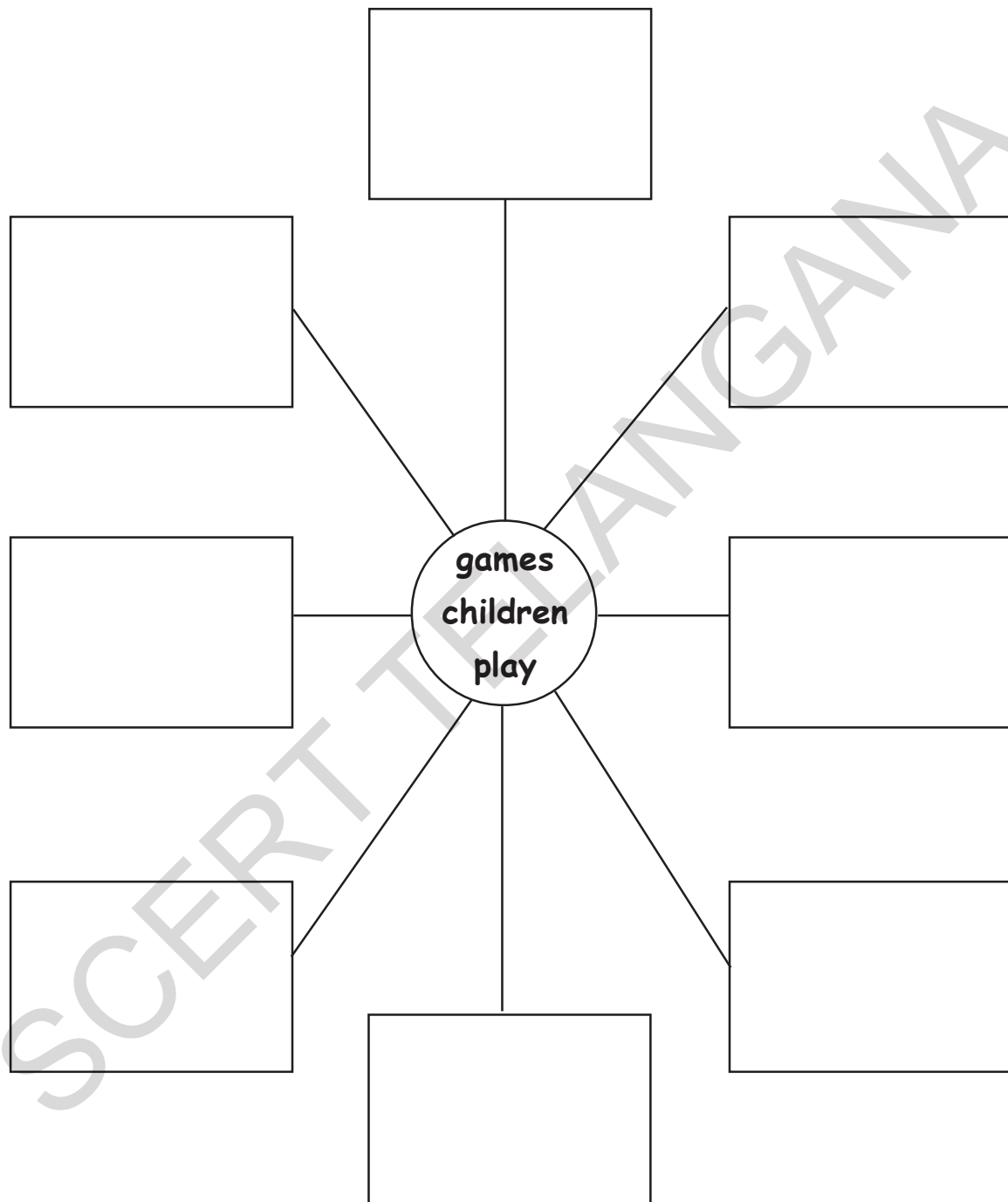
Ans. _____.

3. Do you play cricket? Are you a batsman or a bowler?

Ans. _____.



B. Write the names of different games that children play.



C. Look at the following pictures of playthings.

Write the names of the things we need to play cricket in the box given below.

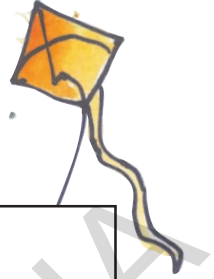




SCERT TELANGANA

A large empty rectangular box with a red border, intended for writing the names of the items needed to play cricket.



D.1. Draw two things that you like to play with.



	 2
---	---

D.2. Write a few sentences about one of them.



.....

.....

.....

.....

.....

.....



E. Work in pairs.

Abhi is making a kite. His friend Siddu comes there. Role play their talk in pairs. Complete their conversation.



Siddu : Hi, Abhi!

Abhi : _____

Siddu : _____

Abhi : _____

Siddu : _____

Abhi : _____

Siddu : _____

Abhi : _____

F. Look at the following pictures and put a tick (✓) on the things that we need to make a kite.



G. What do you do?

You are playing with your friends. One of your friends pushes someone on to the ground. What will you do?

Put (✓) or (×).

1. You laugh at him. ()
2. You just go away from there. ()
3. Call the teacher. ()
4. Call other friends. ()
5. Help him to stand up. ()
6. You tell your friend that pushing others is bad. ()

H. Project work.

Abhi's favourite cricketer is Sachin. He collected Sachin's picture and wrote about him.


I like Sachin Tendulkar.

He is an all-rounder.

I like his batting.



Collect and paste the picture of your favourite player here and write about him/her.



V. Sing , dance and add lines.



Here we play...

Here we play with all the friends,
With all the boys, with all the girls.
Here we play with all the friends,
Every day evening, every day evening.

Here we jump with all the friends,
With all the boys, with all the girls.
Here we jump with all the friends,
Every day evening, every day evening.

Now add lines to the song...

_____,(run)

_____ every day evening.

_____,(swing)

_____ every day evening.



UNIT - 7

WHAT'S MY NAME?

I. Look at the picture and answer the questions given below.




1. What do you see in the picture?
2. Do you have gardens in your place?
3. Name any five flowers you know.



II.A.

Look at the following picture and answer the questions given below.

**B.**

Your teacher will tell you about the fly. Listen carefully and answer the following questions.

(Note : Listening text is in Appendix-1)

1. What will the fly do to know its name?
2. Why does the fly want to know its name?




III. Read the following.

What's my name?

The fly went to an old woman. "What's my **name** grandma?" asked the fly.

"Sorry dear, I don't know. Go and ask my son. He is a potter. He might help you," said the woman.



The fly went to her **son**. "Potter potter, please tell me my name," asked the fly.

"I am very busy in making pots. Go and ask the barber," said the **potter**.



The fly went to the barber and said, “Barber uncle! Do you know my name?”

“I am busy in trimming. Please go to the tailor,” said the **barber**.



She went to the **cobbler**. The cobbler was making shoes. The fly said to him, “Can you tell me what my name is?”

“Go away! I am **busy**,” said the cobbler.

The fly was sad.



The fly went to the tailor. “Please tell me my name,” asked the fly.

“I am busy in stitching. Go and ask the cobbler,” said the **tailor**.

The fly was worried.





She was slowly flying.

She saw Siddu and some **children** playing in the park. Siddu saw the fly. “Hello, **fly!** How are you?” he asked.

“Oh! My name is fly”

She was very happy to know her name.

“I am a fly!

What a **joy!**

Thank you, boy!”

It danced around the **tree.**



IV. Do the following.



A.1. Choose the correct answer.

1. Whom did the fly meet first?

- 1) potter 2) old woman 3) cobbler 4) barber

2. What was the barber doing?

- 1) trimming 2) making shoes 3) stitching 4) playing

3. Whom did the fly call uncle?

- 1) cobbler 2) tailor 3) barber 4) potter

2. Answer the following questions.

1. How did the fly know her name?

2. Who mends shoes?

3. You are lost in a fair. You have forgotten your address.

How will you reach home?

B. Number the following statements in the order in which they appear in the story.

The fly went to the barber. ()

It saw the children playing in the ground. ()

The fly was in the garden. ()

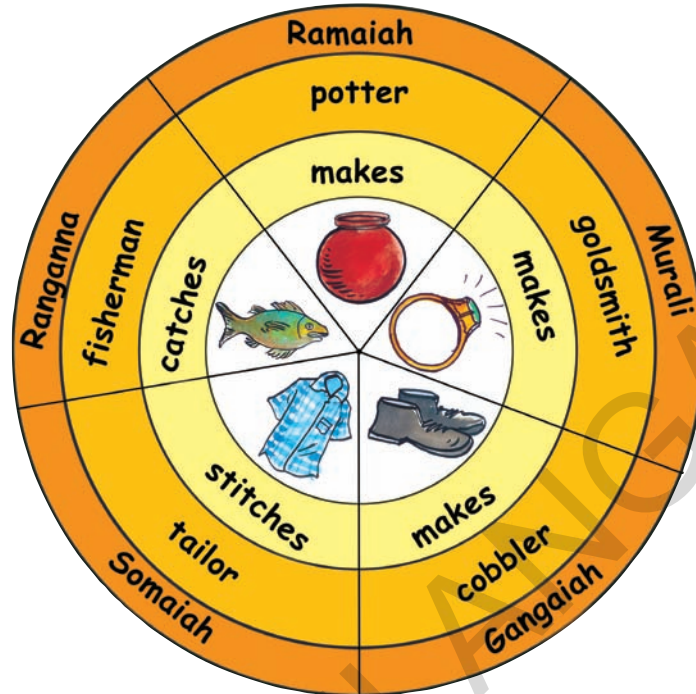
It went to the cobbler. ()

Siddu asked, "Hello fly, how are you"? ()

The fly forgot her name. ()



C. Read, say and write.



Abhi and Siddu are talking about the people, they see in the above wheel.

Abhi: Ramaiah is a potter. He makes pots.

Now you say about Murali, Gangaiah, Somaiah and Ranganna and write about them below.

Murali	
Gangaiah	
Somaiah	
Ranganna	




D. Find the words from the grid.

Some of the words in the text are coloured. They are hidden in the grid below. Identify and circle them. One has been done for you.


c	h	i	l	d	r	e	n
o	k	n	a	m	e	r	b
b	s	p	o	t	t	e	r
b	a	r	b	e	r	s	h
l	b	y	u	r	e	o	t
e	g	h	s	t	e	n	r
r	j	o	y	f	l	y	e
g	t	a	i	l	o	r	e

E. What are they talking about?

The fly went to Snoopy and Sweety. It said, "What is my name?" Write in the bubbles what they said.



F. Colour the fly.



G. Project work

Work in groups and collect the following information from different people.

Write items which they use in their work. One is done for you.

S.No.	People	Items they use in their work
1.	Tailor	scissors, needle, thread, sewing machine.
2.	Cobbler	
3.	Barber	
4.	Fisherman	
5.	Goldsmith	



V. Sing and dance.**Bang and a bang!**

There is a cobbler down the street,
Mending shoes for little feet.

With a bang, and a bang and a bang, bang, bang.

And a bang and a bang and a bang, bang, bang
Mending shoes the whole day long.

Mending shoes to make them strong.

With a bang, and a bang and a bang, bang, bang,

And a bang and a bang and a bang, bang, bang!



VI. Story time.

Three little kittens



Three little kittens were looking for food.



They saw a rat and ran after it.



The rat jumped into the rice flour drum.



The kittens also jumped in. All the kittens turned white.



Then the kittens ran after a frog.




The frog went into a drain and so did the kittens. They turned black.





Then the kittens saw a fish in the pond.
They all jumped in.



They could not get the fish, but ...

9

They got their colours back.



**Do you know what the babies of these animals are called?
Here you go!**


goat	-	kid
sheep	-	lamb
pig	-	piglet
elephant	-	calf
horse	-	foal
lion	-	cub



UNIT - 8

TOGETHER WE PULL

I. Look at the picture and answer the questions given below.



1. How many boys and girls are there in the picture?
2. What are the children carrying?
3. What do you think, they will do with the carrot?



II.A. Look at the picture and answer the questions given below.



1. Who are the people in the picture?
2. The boy likes halwa. What do you like?

B. Your teacher will tell you about the boy. Listen carefully and answer the following questions.


(Note : Listening text is in Appendix-1)

1. Have you ever tasted halwa? What is it made of?
2. If you want to cook carrot halwa, what items do you need?



III. Read the following.**Together we pull**

Appu wanted to grow carrots. He planted carrot seeds in the garden. Soon there were many carrots in his garden. Appu and his friends pulled the carrots out.



Appu was not able to pull one big carrot out. He tried and tried. Then he called Meena.



“Meena, please help me.”

“Can’t you pull the carrot out?” asked Meena.

“No... This carrot, I think, is big... I cannot pull it out. “Please help me,” said Appu.

Meena pulled Appu and Appu pulled the carrot, but they could not pull the carrot out.

Then Abhi came there.

He pulled Meena, Meena pulled Appu, and Appu pulled the carrot, but they could not pull the carrot out.



Snoopy, came there.

Snoopy pulled Abhi, Abhi pulled Meena, Meena pulled Appu and Appu pulled the carrot. They pulled and pulled.



At last the carrot came out.



They carried the carrot home and gave it to Appu's mother. She made carrot halwa. All of them shared it. "Wow! the halwa is tasty." Appu jumped in joy.



IV. Do the following.

A. Answer the following questions.

1. What happened to one of the carrot plants?

2. Who helped Appu in pulling the carrot out?

3. Have you ever tasted carrot halwa? Do you like it? How does it taste?

4. What food do you like to eat most?




B. Write true or false.

1. Appu calls Meena for help. ()
2. Snoopy does not help Appu. ()
3. Carrot grows above the soil. ()
4. Amma makes carrot halwa. ()

2. Work in groups.

- A.** What do you cook with these vegetables? Discuss with your friends. Write your ideas on a chart and present them before the whole class.



B. Abhi is in the vegetable market. He buys the following.



The names of the vegetables are given in the box. Choose the correct words and write in the blanks.

cabbage

radish

brinjal

turnip

beetroot

carrot

tomato

potato



C. Work in groups.

Meena, Abhi and Siddu are in the sweet shop. They want to buy sweets. What will each of them ask the shopkeeper? What will the shopkeeper tell them? Role play the conversation before the whole class.




D. Pick out

Appu asked his mother to make halwa.

His mother said, “yes”. Appu wanted to help her to make a list of things needed to make halwa.

Read the following and pick out the things we need to make halwa. Now list them in the space given below.

sugar, bittergourd, carrot, salt, oil, ghee, stove, water, milk, a box of matches, spoon, tamarind, bowl, dry fruits, etc.



1) _____

2) _____

3) _____

4) _____


5) _____

6) _____

7) _____



E. Draw and name any two vegetables that you like. Colour your pictures and write about them.



1.

2.



F. Project work

Ask your friends in the class about their favourite sweet and write them in the table given below.

S. No.	Name of your friend	his/her favourite sweet
1		
2		
3		
4		
5		
6		




G. Sing and enjoy.

Tomatoes are red, beans are green
A brinjal has a crown, just like a queen



Potatos are brown, onions are pink
Carrots have juice which I can drink



Vegetables make me healthy and wise
I'll eat some daily with milk and rice.



V. Sing, dance and add lines.

We share our toys

We share our toffees

We (sorrow)

We (joys).

We help each other

We walk together

We(greet)

We(live).



Appendixes

Appendix - I Texts for Listening

Unit 1 AT THE ZOO

Abhi got up early. He is getting ready for a picnic to the zoo.

“Amma! Where is my yellow shirt?” Abhi asked his mother.

“It’s there in the almirah,” mother said.

“Amma, where is my water bottle,” asked Abhi.

“It’s there on the dining table,” said the mother.

“Oh! It is not there, Amma!”

“Look in the kitchen.”

“Oh! It is not there... please help me, Amma!”

Abhi and his mother found it under the table.

Now, Abhi is ready to go.

Just then his pet kitten Sweety jumped on him. “Hi Sweety, I’m going to the zoo”. “We’ll play in the evening” said Abhi.

Abhi walked out.

The mother also walked out with Abhi to see him off.

“Ok, take care!” said the mother.

“Thank you, Amma! Oh, my God! It’s getting late. Bye, Amma!”

Abhi was running fast.

Unit-2 WHERE ARE YOU, SWEETY?

Sweety is a small kitten. She is Abhi’s pet. Abhi and his sister Meena play with Sweety every day. One day they were playing hide and seek in the garden. Sweety was also playing there. Suddenly Sweety heard, “bow-wow..ow” Sweety started running around the house. Abhi and Meena ran after Sweety. They could not find her.

Abhi went to his grandfather. He asked him, “Grandpa, did you see Sweety?”

Grandfather said, “No”.

Meena went to her mother. She asked her, “Amma, did you see Sweety?” Her mother said, “No... No...”.

Unit-3 A VISIT TO UNCLE’S HOUSE

One day Abhi and Meena were playing under the mango tree. Siddu came running there. “I will not come to school tomorrow,” he said. “Why?” asked Abhi. “I’m going to Hyderabad, you know. There is a function in my uncle’s house.”

“When will you come back?” asked Abhi.

“After two days. This time I’ll bring a little cute puppy with me.”

“Will you buy a puppy in Hyderabad?” asked Meena.

“No, no. There is a big dog, Brownie in my uncle’s house. Uncle told us that Brownie has four puppies now.”

“I like puppies,” said Abhi.

“I also like them,” said Meena.

“But what do we call the puppy?” asked Siddu.

“Let’s give it a name now,” said Meena.

“Tommy,” said Abhi.

“Sony,” said Siddu.

“How about Snoopy?” asked Meena.

“Oh! A nice name, our kitten is Sweetie and our puppy will be Snoopy,” said Siddu.

Unit - 4 SNOOPY COMES TO SCHOOL

One day Siddu was going to school. His pet Snoopy followed him.

When Siddu saw Snoopy, he said “Snoopy, don’t come with me. Go home.”

Snoopy did not go back. Siddu shouted, “Snoopy, don’t come, go back!”

Snoopy stopped. Siddu started walking again. Snoopy followed him again.

Siddu caught Snoopy and took it back home.

“Amma, tie Snoopy” said Siddu. Mother tied Snoopy.

Snoopy barked bow... wow...ow...ow...

Siddu went to school. Snoopy was sad. He waited for some time.

Mother went inside. Snoopy pulled the chain again and again.

At last the belt came off. Snoopy started running..

Unit - 5 RAIN...RAIN...

“Tup! tup! tup!”

Abhi heard the sound of water drops. He opened the window.

Cool breeze touched him. Water drops also entered the room.

“Wow! It’s raining,” shouted Abhi. He jumped from the bed.

He started running out. “Abhi, don’t go out”.

“Don’t go out in the rain,” Abhi’s mother shouted.

Abhi didn’t listen to his mother.

“Stop Abhi, you’ll catch cold,” shouted Abhi’s mother.

Abhi ran out. Sweetie followed him.

Unit - 6 HERE IS YOUR COIN!

After school hours Abhi and his friends play in the park. They play different games like football, cricket, skipping, hopscotch. All the girls and boys play together. Sweety and Snoopy also enjoy playing with children.

Unit - 7 WHAT'S MY NAME?

Once a fly was flying in the garden. There were many plants with beautiful flowers in the garden. The fly saw many flowers- red, pink, yellow,... "Oh! They are very beautiful. They look smooth and soft!" it said. It was moving around the flowers and enjoying their smell.

A sunflower smiled at the fly and said, "Hi! how are you?" The fly was very happy and went near the sunflower. It asked, "Can I touch you?" The flower smiled and said, "Why not dear, please sit on my petal."

Then the fly jumped in joy and sat on the sunflower. "What's your name?" The sunflower asked. The fly was silent for some time and said, "Oh! My God! I forgot my name!" It was very sad.

Unit - 8 TOGETHER WE PULL

One evening Appu went to the birthday party of his friend Abhi. He ate many sweets there, but he liked the carrot halwa very much. Appu wanted to have more carrot halwa.

Appu ran to his mother and said, "Amma! I ate carrot halwa at Abhi's birthday party. It is very tasty. Please make it for me every day".

"No my dear, eating too many sweets is not good for your health and teeth. You are a growing boy and you need healthy food. Appu looked upset. So, his mother said I will tell you what? We can grow our own carrots in our garden and then you can have fresh carrots everyday. But not halwa."

Appu understood what his mother told him and he felt happy again.

Appendix - II

About the Textbook

The textbook for class II has been developed expecting the following learning outcomes by the end of the academic year.

Academic Standards

At the end of the academic year the children are expected to achieve certain academic standards. The everyday classroom transaction should ensure the achievement of the academic standards among the children. The following are the six broad categories of the Academic Standards.

1. Listening and Responding
2. Reading Comprehension
3. Vocabulary
4. Conventions of Writing
5. Creative Expression (Oral and Written Discourses)

We expect the learners in class II to listen to narratives, descriptions, rhymes / songs and dialogues / roleplay, read them and construct the following discourses both orally and in the written form (possibly by virtue of graphic writing)

1. Descriptions (objects, person and places).
2. Conversations with at least two exchanges related to their likes, dislikes, needs, etc.
3. Story / Narrative containing events and dialogues.
4. Rhymes / songs by substituting words or phrases.

This textbook contains eight units. Each unit deals with a specific theme and has the same characters throughout. Each unit begins with a face sheet followed by another picture connected to the listening passage. The reading text is followed by language activities such as vocabulary, writing, sing/dance add lines etc.

Assessment

Language learning is a continuous process and its assessment is not a distinct activity from learning. Since learning is facilitated through group discussions, peer discussions and individually, assessment also operates at the individual level, in peers and in groups. This will help the learners to compare their strengths and weakness and

make modifications in their learning. We propose Continuous and Comprehensive Assessment at all levels of language learning.

There are two types of assessment. One is formative and the other is summative.

Guidelines for Formative Assessment

Formative assessment is done based on four tools that cover all the language competencies (academic standards). These are:

1. Observation
2. Notebooks
3. Slip test
4. Project work

Formative assessment is conducted for 50 marks out of which slip test, notebooks and project work are allotted 10 marks each and 20 marks for observation.

Children's performance is assessed during each term. This is not a single day activity; it is a cumulative account of what has happened in a day-to-day class room transaction.

Criteria for awarding marks under each tool:

Observation: The oral performance of children related to classroom activities which cover the academic standards i.e., listening and speaking, reading comprehension and their indicators should be considered while awarding marks.

Notebooks: The written performance of children related to conventions of writing, vocabulary and their indicators should be considered while awarding marks.

Slip Test: This test should be conducted without giving any prior notice to children. This test should cover the targeted academic standards and should be based on day to day classroom transaction.

The following are the evidences for awarding marks:

- Teacher's unit cum period plan that reflect children's performance.
- Big books or other products evolved in groups through collaboration
- Scripts of Slip Test

Summative Assessment

There will be a two Summative Assessments in an academic year. The test is for 50 marks. Out of these, 30 marks are allotted for oral test and 20 marks are allotted for written test.



Learning Outcomes

Child learns all these

ENGLISH
CLASS II

Sings songs or rhymes with action and tries to add lines to rhymes.

Reads texts with simple sentences with the help of pictures.

Listens and responds to instructions, greetings, and uses polite forms of expression.

Identifies characters, and sequence of events in a story and talks about the characters etc.

Writes phrases and simple sentences.

Describes a person/object/place in a few words or phrases.

Uses simple adjectives related to size, shape, colour, weight, texture such as 'big', 'small', 'round', 'pink', 'red', 'heavy', 'light', 'soft' etc.

Uses prepositions like 'on, under, in, before, between etc.

Uses pronouns in simple sentences related to gender like 'his, her, he, she, it' and other pronouns like 'this, that, here, there, these, those' etc.

Responds to questions related to stories in English/home language / either oral or written.

విద్య మా హక్కు
సర్కారుల ద్వారా అందరికీ
అందరికీ అందరికీ - అందరికీ అందరికీ

TELEVISION
సాంకేతిక విద్య, శాఖ,
తెలంగాణ ప్రభుత్వం

एन सी ई आर टी
NCERT



Calendar Words

Months of a Year	Days of a Week
January	Sunday
February	Monday
March	Tuesday
April	Wednesday
May	Thursday
June	Friday
July	Saturday
August	Seasons
September	Summer
October	Rainy
November	Winter
December	Autumn
	Spring



List of Some Common Action Words

carry	come	give
grow	talk	make
mend	stop	start
pull	drive	travel
try	learn	reach
forget	find	shout
trim	share	move
buy	stitch	climb
inform	choose	look
sing	fly	meet
dance	cry	splash
think	laugh	shine
pick	smile	watch
hop	need	drink
collect	help	clap

List of Some Common Opposite Words

short	x	tall/long	careful	x	careless
fat	x	thin	correct	x	incorrect
happy	x	sad/unhappy	wet	x	dry
old	x	young/new	in	x	out
before	x	after	right	x	wrong/left
under	x	above	sweet	x	sour/bitter
like	x	dislike/unlike	catch	x	throw
question	x	answer			



List of Some Common Occupations/Professions

teacher	doctor	police
engineer	barber	cobbler
potter	tailor	carpenter
mechanic	weaver	shopkeeper
farmer	goldsmith	electrician
photographer	nurse	baker
actor	singer	writer
dancer	plumber	driver
watchman	shepherd	salesman
gardener	fisherman	blacksmith

Learn to Say

Good morning	Please
Good afternoon	Thank you
Good evening	Sorry
Good night	Congratulations

